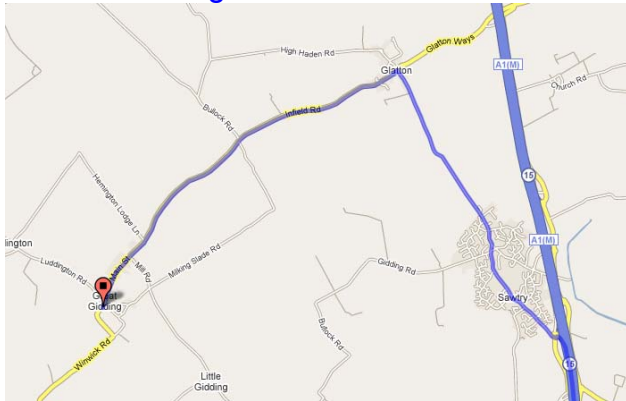




Directions To Sawtry Colts At Great Gidding Recreation Ground

Sawtry Colts Manager: Steve Purnell – 07964 496259

When travelling from the South



Travel on the A1 northbound

Leave the A1 at Junction 15.

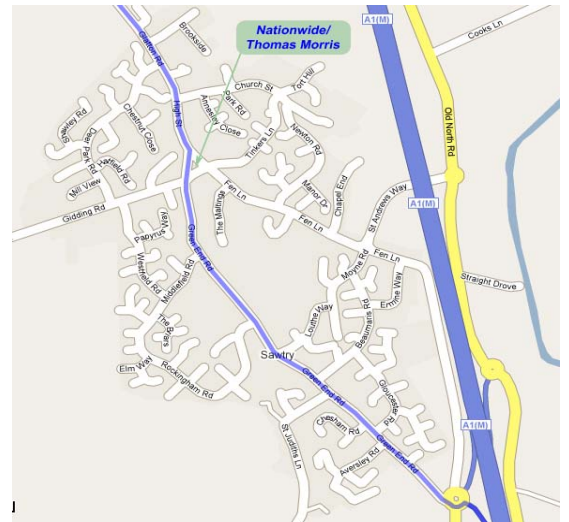
At the roundabout take the second exit onto Green End Road and follow the road through Sawtry until you reach a junction.

At the end of Green End Road, go straight over the crossroads so that the Nationwide/Thomas Morris building is on your right.

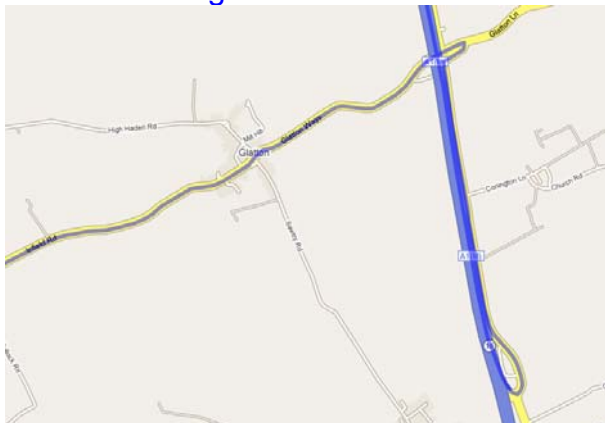
Follow this road, out of Sawtry and then through Glatton until you reach a junction.

At this junction turn left towards Gidding.

Follow this road for around 3 miles until you enter the village of Great Gidding. The recreation ground is on the far side of the village on the left hand side. (opposite Luddington road)



When travelling from the North



Travel on the A1 southbound and leave at junction 15.

At the roundabout take the first exit and follow the road for 1.5 miles and then take the right turning, next to Ratcliffs yard (you will see a lot of orange vehicles). Follow this road and at the junction turn left.

Follow this road for around 3 miles until you enter the village of Great Gidding. The recreation ground is on the far side of the village on the left hand side. (opposite Luddington road)

Venue Information

Parking – Parking is available at the recreation ground for away team cars.

Toilets – THERE ARE NO TOILETS AT THE RECREATION GROUND, so toilet facilities are available in the village hall before, during and after the game.

Changing Facilities – There are no dedicated changing facilities at the recreation ground, but the Village Hall toilets may be used.

The village hall is around 300 meters back into the village.

PLEASE REMOVE ANY MUDDY FOOTWEAR BEFORE ENTERING THE VILLAGE HALL